

**Periodic disclosure for the financial products referred to in Article 8, paragraphs 1, 2 and 2a, of Regulation (EU) 2019/2088 and Article 6, first paragraph, of Regulation (EU) 2020/852**

**Sustainable investment** means an investment in an economic activity that contributes to an environmental or social objective, provided that the investment does not significantly harm any environmental or social objective and that the investee companies follow good governance practices.

The **EU Taxonomy** is a classification system laid down in Regulation (EU) 2020/852, establishing a list of **environmentally sustainable economic activities**. That Regulation does not lay down a list of socially sustainable economic activities. Sustainable investments with an environmental objective might be aligned with the Taxonomy or not.

**Product name: Abac S Value II SCR, SA (the "Fund")**

**Legal entity identifier: 959800YMEF514M06NF21**

**Environmental and/or social characteristics**

**Did this financial product have a sustainable investment objective?**

Yes

No

It made **sustainable investments with an environmental objective: \_\_\_%**

in economic activities that qualify as environmentally sustainable under the EU Taxonomy

in economic activities that do not qualify as environmentally sustainable under the EU Taxonomy

It made **sustainable investments with a social objective: \_\_\_%**

It **promoted Environmental/Social (E/S) characteristics** and while it did not have as its objective a sustainable investment, it had a proportion of \_\_\_% of sustainable investments

with an environmental objective in economic activities that qualify as environmentally sustainable under the EU Taxonomy

with an environmental objective in economic activities that do not qualify as environmentally sustainable under the EU Taxonomy

with a social objective

It promoted E/S characteristics, but **did not make any sustainable investments**



**To what extent were the environmental and/or social characteristics promoted by this financial product met?**

The Fund, which is managed by Abac Capital Manager SGEIC, S.A.U. (the "Manager") promoted environmental or social characteristics, through the investment of at least 60% of its total commitments at the end of the fund duration, in entities that immediately before the initial investment of the Fund qualify as SMEs or Mid-Cap Companies and that are within the geographical scope described in the Fund's investment policy, with a general sectoral approach as follows:

- a. The investment strategy pursues the improvement in the ESG performance of its investee companies during the holding period. This improvement in the ESG performance of investee companies is related to transversal aspects classified into four overarching areas (Environment, Good Employment, Diversity and Governance) which apply to all investee companies, as well as material aspects specific to the industry of each investee company.
- b. The Manager ensured that acquired entities meet minimum standards by negative screening and subsequent exclusion of companies in accordance with the Fund Exclusions.

During the reference period 1 January 2023 to 31 December 2023 ("Reference Period"), the Fund only invested in entities that met such minimum standards. Additionally, the Fund continued to assess and measure the attainment of the transversal aspects and material aspects by defining KPIs in accordance with the main international measurement and reporting standards, while assisting investee companies to achieve "best practice" performance against a number of general and company specific KPIs (key performance indicators).

**Sustainability indicators** measure how the environmental or social characteristics promoted by the financial product are attained.

- **How did the sustainability indicators perform?**

During the Reference Period, the Fund made its fourth investment in Iberconseil, the largest Spanish pure-play distributor of European cheese and dairy products. The team focused on integrating Iberconseil into the reporting platform as well as developing sustainability plans that are aligned with Abac's impact strategy and transversal impact targets for the areas of Climate, Good employment, Diversity, and Governance for the three remaining companies, Kitchen Bath Ventures, Intermas and BTSA.

During the reporting period, the firm's Sustainability team completed two key projects: (i) The review and standardization of Sustainability KPIs to ensure comparability and consistency across all portfolio companies' sustainability reporting; and (ii) the implementation of a software platform, Atominvest, which has improved traceability, engagement, and reporting consistency. By the end of Q4 2023, 100% of portfolio companies were reporting through the software and included the Fund's target KPIs (climate, good employment, diversity, and governance) in their annual accounts which were verified by an independent third-party auditor.

During 2023, companies continued to develop their company-specific targets. KBV installed solar panels, which will help control energy costs and it is anticipated that approximately 40% of energy consumption will be covered by solar panel production once fully ramped up. Additionally, the company sourced 100% certified wood (following ISO 38,200 – Chain of Custody of Wood) and increased recycled wood in all its products to 50% (up from 36% at entry).

Intermas defined its material targets with three KPIs that capture the impact of its business model: (i) % of scraps reprocessed from its production process; (ii) % of products (SKUs) with recycled material inputs; and (iii) % of products with environmental preservation attributes. The company has also contracted energy with a Certified Guarantee of Origin to power its operations in France and Italy, contributing to reducing the company's market-based Scope 2 GHG emissions.

BTSA successfully implemented Abac's sustainability playbook and achieved solid performance on all the Fund's sustainability transversal targets. By the end of the year, the company was running on 96% grid electricity with Guarantee of Origin certificates, resulting in only 1.7t Scope 2 GHG emissions following a market-based approach. BTSA also performed well in terms of diversity with 29% of Directors at the Board of Directors and 57% of Management identifying as female. Additionally, the company began the definition of its material impact targets, focused on ingredient sourcing certification and the environmental footprint of the company's operations. BTSA is also working with lenders to put in place a sustainability-linked loan. Finally, BTSA became a B Corporation, the first portfolio company in Fund II, achieving one of the Fund's Governance targets.

Finally, Abac successfully onboarded Iberconseil to the firm's sustainability and impact management playbook. This included: (i) the appointment of Sustainability Leads and Committees with the direct participation of the CEO; (ii) training sessions delivered by Abac to all Sustainability Committee members, introducing the Fund's impact targets; and (iii) the implementation of Abac's reporting system and software, Atominvest. Iberconseil also completed a B Corp assessment and started developing its sustainability strategy for the coming years.

On the governance front, independent Board of Directors members appointed to lead sustainability efforts at the Board while coordinating with the Abac team and the Sustainability Committees. Sustainability-dedicated Board Members are Montse Maresch at KBV and Ana Ribalta at Intermas. Montse Maresch is an Abac Operating Partner who specialized in sustainability and spent her career at Ikea. Ana Ribalta was previously the Sustainability Director at Banco Sabadell, where she worked for 18 years, and is the co-founder of RRR-biocosmetics.

Please see chart below describing the performance reported by portfolio companies on 31 December 2023.

Climate					
<b>Utilities and carbon intensity</b>					
Electricity reporting	●	●	●	●	100%
Water consumption reporting	●	●	●	●	100%
Gas & other fossil fuels reporting	●	●	●	●	100%
Installed solar panels	●	●	●	●	25%
% Grid consumption WITH GdO	36%	65%	96%	100%	25%
Measuring GHG emissions (Scope 1 & 2)	●	●	●	●	100%
Total GHG emissions (kg CO2e) - Location-based approach FY 23	1.252.519	5.703.278	59.245	69.285	7.084.328
Total GHG emissions (kg CO2e) - Market-based approach FY 23	1.084.803	2.714.856	17.551	59.811	3.877.021
<b>Environmental Policies &amp; Governance</b>					
Environmental Management System (EMS) and policy	●	●	●	●	25%
No serious environmental incident in the Last Twelve Months	●	●	●	●	100%
<b>Social</b>					
<b>Social KPIs reporting</b>					
Number of employees in the payroll (EoP)	261	357	60	33	678
<b>Diversity</b>					
% Female employees in the payroll	18%	22%	52%	45%	34%
% Females in Management Team	4%	15%	57%	29%	26%
Implemented an Equality Plan	●	●	●	●	0%
% Employees in the payroll <30 years-old	10%	4%	15%	3%	43%
% Employees in the payroll >50 years-old	33%	53%	23%	27%	43%
<b>Good employment</b>					
Incidence rate - Total accidents	2%	1%	0%	0%	1%
Incidence rate - Severe accidents	1%	1%	0%	0%	1%
<b>Governance</b>					
<b>Compliance</b>					
Board of Directors (BoD)	●	●	●	●	100%
% Independent Directors	29%	100%	0%	33%	43%
% Female Directors	14%	33%	29%	17%	25%
Audit Committee	●	●	●	●	100%
Nominations & Remuneration Committee	●	●	●	●	100%
Compliance Committee and a Compliance Officer	●	●	●	●	100%
Code of Conduct	●	●	●	●	100%
Code of Conduct signed by >80% of employees	●	●	●	●	67%
Anti-corruption and Anti-bribery policy	●	●	●	●	100%
Whistle Blowing channel	●	●	●	●	100%
Two Signatory policy	●	●	●	●	100%
Data protection programme	●	●	●	●	100%
Compliance Programme	●	●	●	●	100%
<b>Sustainability Governance</b>					
Appointed a Sustainability Champion	●	●	●	●	100%
Appointed a Sustainability Committee	●	●	●	●	100%
<b>International standards</b>					
UN Global Compact Signatory	●	●	●	●	25%
B Impact Assessment Score (B Corp)	45	n.a.	85	70	
Other relevant standards in place (ISO, SMETA,....)	ISO 9001 ISO 14001	ISO 9001 ISO 14001 ISO 45001 BRC	ISO 9001 / FSSC 22000 / FAMI QS	n.a	
<b>Supply Chain</b>					
ECOVadis rating score (if applicable)	●	●	●	●	100%

Note: "-" stands for not applicable, "n/a" stands for not available

● **...and compared to previous periods?**

As compared to entry, by the end of 2023, Scope 1 & Scope 2 emissions Location-based approach had reduced by 7.5% while GHG intensity was slightly up by 2.5%. Under the market-based approach, Scope 1 & 2 emissions were up by 6.9% while intensity was up by 18.4%. It is anticipated that the ramp-up of solar panels at KBV as well as operating efficiency initiatives at Interimas will have a positive impact on emissions going forward.

As of year-end, Fund II counted on 34% women in the workforce and 26% women in management positions, in line with the previous year. 50% of the companies had more than 20% of women in Board of Directors positions, an improvement over the previous year. The Fund companies also reported the Gender Wage gap which as a fund is 7%, well below the 2023 Spanish average of 28% as reported by the UN Global Compact Spanish Network. Finally, the Fund's accident rate was 1% and voluntary turnover was 4%.

● **What were the objectives of the sustainable investments that the financial product partially made and how did the sustainable investment contribute to such objectives?**

NA

**Principal adverse impacts** are the most significant negative impacts of investment decisions on sustainability factors relating to environmental, social and employee matters, respect for human rights, anti-corruption and anti-bribery matters.

- **How did the sustainable investments that the financial product partially made not cause significant harm to any environmental or social sustainable investment objective?**

**NA**

*How were the indicators for adverse impacts on sustainability factors taken into account?*

**NA**

*Were sustainable investments aligned with the OECD Guidelines for Multinational Enterprises and the UN Guiding Principles on Business and Human Rights? Details:*

**NA**

*The EU Taxonomy sets out a “do not significant harm” principle by which Taxonomy-aligned investments should not significantly harm EU Taxonomy objectives and is accompanied by specific Union criteria.*

The “do no significant harm” principle applies only to those investments underlying the financial product that take into account the Union criteria for environmentally sustainable economic activities. The investments underlying the remaining portion of this financial product do not take into account the Union criteria for environmentally sustainable economic activities.

*Any other sustainable investments must also not significantly harm any environmental or social objectives.*



## How did this financial product consider principal adverse impacts on sustainability factors?

The Manager has considered the impact of investment decisions on sustainability factors using the following PAI Indicators based on Annex I SFDR Delegated Regulation:

- All mandatory PAI Indicators applicable to investments in investee companies listed in no. 1-14 of Table 1 of Annex I to the SFDR;
- The PAI Indicator stated in no. 4 of Table 2, Annex I of the SFDR regarding investments in companies with no carbon emission reduction initiatives; and
- The PAI Indicator set out in no. 2 of Table 3, Annex I of the SFDR regarding the accident rate in investee companies.

The Manager has used Best Efforts to collect data on these PAI Indicators for the Fund's investments at the end of the Reference Period. Further information on principal adverse impacts on sustainability factors measured using the above PAI Indicators is set out in Appendix A to this periodic disclosure.



## What were the top investments of this financial product?

The list includes the investments constituting **the greatest proportion of investments** of the financial product during the reference period which is: 1 January 2023 – 31 December 2023

Large investments	Sector	% Assets	Country
Kitchen Bath Ventures	Kitchen Furniture	27%	Spain
Intermas	Industrials	13%	Spain
BTSA	Natural Antioxidants	26%	Spain
Iberconseil	Cheese Distribution	33%	Spain

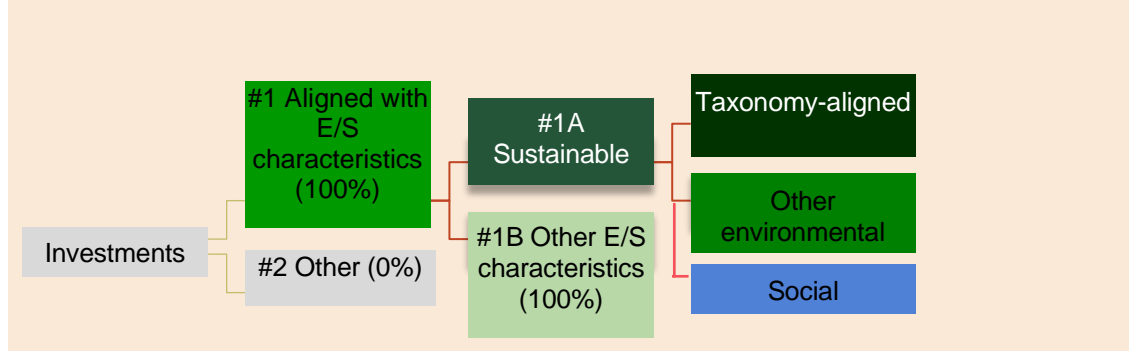


## What was the proportion of sustainability-related investments?

NA

**Asset allocation** describes the share of investments in specific assets.

- **What was the asset allocation?**



**#1 Aligned with E/S characteristics** includes the investments of the financial product used to attain the environmental or social characteristics promoted by the financial product.

**#2 Other** includes the remaining investments of the financial product which are neither aligned with the environmental or social characteristics, nor are qualified as sustainable investments.

The share of indirect investments was 0%.

- **In which economic sectors were the investments made?**

Investments were made in the kitchen furniture, industrials, natural ingredients and cheese distribution sectors.

To comply with the EU Taxonomy, the criteria for **fossil gas** include limitations on emissions and switching to fully renewable power or low-carbon fuels by the end of 2035. For **nuclear energy**, the criteria include comprehensive safety and waste management rules.



## To what extent were the sustainable investments with an environmental objective aligned with the EU Taxonomy?

The Fund does not commit to making any minimum percentage of sustainable investments and the investments underlying the Fund do not contribute to any environmental objective set out in Article 9 of EU Taxonomy. Therefore, there were no investments in economic activities that qualified as environmentally sustainable under Article 3 of EU Taxonomy (also designated as Taxonomy aligned economic activities). Accordingly, the Taxonomy-alignment of the Fund's investments measured by all available key performance indicators (turnover, capital expenditure and operating expenditure) was 0% and was not subject to third party assurance.

● **Did the financial product invest in fossil gas and/or nuclear energy related activities complying with the EU Taxonomy?**

**Yes:**

**In fossil gas**



**In nuclear energy**

**No**

The graphs below show in green the percentage of investments that were aligned with the EU Taxonomy. As there is no appropriate methodology to determine the taxonomy-alignment of sovereign bonds\*, the first graph shows the Taxonomy alignment in relation to all the investments of the financial product including sovereign bonds, while the second graph shows the Taxonomy alignment only in relation to the investments of the financial product other than sovereign bonds.

Taxonomy-aligned activities are expressed as a share of:

- **turnover** reflects the “greenness” of investee companies today.
- **capital expenditure (CapEx)** shows the green investments made by investee companies, relevant for a transition to a green economy.
- **operational expenditure (OpEx)** reflects the green operational activities of investee companies.



\*For the purpose of these graphs, ‘sovereign bonds’ consist of all sovereign exposures

**Enabling activities** directly enable other activities to make a substantial contribution to an environmental objective.

**Transitional activities** are activities for which low-carbon alternatives are not yet available and among others have greenhouse gas emission levels corresponding to the best performance.


● **What was the share of investments made in transitional and enabling activities?**

0%

● **How did the percentage of investments that were aligned with the EU Taxonomy compare with previous reference periods?**

NA

<sup>1</sup>Fossil gas and/or nuclear related activities will only comply with the EU Taxonomy where they contribute to limiting climate change (“climate change mitigation”) and do not significantly harm any EU Taxonomy objective – see explanatory note in the left hand margin. The full criteria for fossil gas and nuclear energy economic activities that comply with the EU Taxonomy are laid down in Commission Delegated Regulation (EU) 2022/1214.

 are sustainable investments with an environmental objective that **do not take into account** the criteria for environmentally sustainable economic activities under Regulation (EU) 2020/852.



**What was the share of sustainable investments with an environmental objective not aligned with the EU Taxonomy?**

**NA**



**What was the share of socially sustainable investments?**

**NA**



**What investments were included under “#2 other”, what was their purpose and were there any minimum environmental or social safeguards?**

**NA**



**What actions have been taken to meet the environmental and/or social characteristics during the reference period?**

During the Reference Period, the Manager conducted specialist ESG due diligence on the investee companies acquired to apply the Fund Exclusions and understand the investee company's sustainability implications, identify sustainability risks and the principal adverse impacts of the potential investment on sustainability factors. This process included:

- a. the commission of specialist sustainability due diligence;
- b. the identification of financially material issues;
- c. the identification of impact management KPIs;
- d. the discussion and evaluation of potential sustainability targets;
- e. the discussion at the Manager's Investment Committee; and
- f. the definition of a 100-Day Plan and definition of sustainability targets in a Sustainability Plan.

The Manager implemented key engagement processes ensuring sustainability management is integrated by the investee companies acquired more than three months prior to the end of the Reference Period. These include:

- a. Sustainability Champion & Committee: During the first 100 days after the investment, investee companies appointed a Sustainability Champion and a cross-functional Sustainability Committee which are responsible for fostering sustainability progress in the respective investee company. The implementation of a sound governance structure embeds ESG and compliance responsibilities across investee companies.
- b. Governance & Compliance Programme: the Manager implemented a best-in-class Governance and Compliance Programme during the investment period.
- c. Quarterly reporting on Abac's Sustainability Software, Atominvest, and meetings were held to discuss sustainability progress with the Manager's sustainability team.
- d. Quarterly updates were made to the portfolio companies' board of directors where portfolio managers, directors and the Manager's investment team discuss ESG progress.
- e. An annual Sustainability Day was held which summons all Sustainability Champions of investee companies
- f. Trainings for the Manager team and Portfolio company teams on EU Taxonomy alignment, Emissions reporting under Location and Market-based methodologies, among others

During the reporting period, the firm's Sustainability team completed two key projects: (i) The review and standardization of Sustainability KPIs to ensure comparability and consistency across all portfolio companies' sustainability reporting; and (ii) the implementation of a software platform, Atominvest, which has improved traceability, engagement, and reporting consistency. By the end of Q4 2023, 100% of portfolio companies were reporting through the software and included the Fund's target KPIs (climate, good employment, diversity, and governance) in their annual accounts which were verified by an independent third-party auditor.



## How did this financial product perform compared to the reference benchmark?

**Reference benchmarks** are indexes to measure whether the financial product attains the environmental or social characteristics that they promote.

**NA**

- *How does the reference benchmark differ from a broad market index?*

**NA**

- *How did this financial product perform with regard to the sustainability indicators to determine the alignment of the reference benchmark with the environmental or social characteristics promoted?*

**NA**

- *How did this financial product perform compared with the reference benchmark?*

**NA**

- *How did this financial product perform compared with the broad market index?*

**NA**



## APPENDIX A

### Principal adverse sustainability impacts statement

Table 1

#### Statement on principal adverse impacts of investment decisions on sustainability factors

---

**Financial market participant** *Abac S Value II, SCR, SA*

---

##### Summary

*Abac S Value II, SCR SA* ("**SCR**") considers principal adverse impacts of its investment decisions on sustainability factors. This statement on principal adverse impacts on sustainability factors covers the reference period from 1 January to 31 December 2023 and 100% of the investments.

Abac considers the impact on sustainability factors of investment decisions using the following principal adverse impact indicators ("**PAI Indicators**"), based on Annex I of the SFDR:

- a. All mandatory PAI Indicators applicable to investments in investee companies listed in no. 1-14 of Table 1 of Annex I to the SFDR;
- b. The PAI Indicator stated in no. 4 of Table 2, Annex I of the SFDR regarding investments in companies with no carbon emission reduction initiatives; and
- c. The PAI Indicator set out in no. 2 of Table 3, Annex I of the SFDR regarding the accident rate in investee companies.

All PAI Indicators are prioritized as they are considered equally important.

Abac, in line with its Responsible Investment Policy, identifies and addresses PAIs of its investments on sustainability factors through various strategies. Firstly, it ensures compliance with minimum standards through negative screening and exclusion of companies engaging in unethical activities as well as those within the scope of the Exclusions defined in its Funds' prospectus. Additionally, Abac aims to improve the Environmental, Social, and Governance ("**ESG**") performance of investee companies throughout their holding period, focusing on transversal ESG aspects and industry-specific material aspects.

To measure the achievement of negative screening and ESG performance improvement, Abac conducts initial due diligence incorporating sustainability considerations. This includes identifying financially material issues, as well as establishing impact management Key Performance Indicators ("**KPIs**"), and defining sustainability targets during the first months after investment. Throughout the holding period, active monitoring is conducted through quarterly reporting, meetings with investee companies, and implementation of action plans if KPIs are not met.

Responsibility for policy implementation lies with Abac's investment team, sustainability team, and Compliance Officer, with oversight from the Investment Committee. Methodologies for selecting and prioritizing PAIs involve expert judgment based on available data, with ongoing monitoring conducted through quarterly reporting and annual non-financial audits.

Abac engages investee companies through various initiatives outlined in its Responsible Investment Policy, including appointing Sustainability Champions, implementing governance and compliance programs, and conducting regular reporting and meetings.

**Description of the principal adverse impacts on sustainability factors**

**Indicators applicable to investments in investee companies**

<b>Adverse sustainability indicator</b>	<b>Metric</b>	<b>Impact 2023</b>	<b>Impact 2022</b>	<b>Explanation</b>	<b>Actions taken, and actions planned and targets set for the next reference period</b>
---	---------------	--------------------	--------------------	--------------------	---

**CLIMATE AND OTHER ENVIRONMENT-RELATED INDICATORS**

Greenhouse gas emissions	1. GHG emissions	Scope 1 GHG emissions	178 t CO <sub>2</sub> e	n.a.	All companies in the perimeter reported Scope 1 emissions during the period.	n.a.
		Scope 2 GHG emissions	50 t CO <sub>2</sub> e <i>(Market-based approach)</i>	n.a.	Market-based approach has driven by the transition to grid electricity with Guarantee or Origin Certificates at industrial Portfolio Companies. Location-based approach has improved due to the installation of solar panels at KBV.	Scope 2 GHG emissions are expected to be further reduced in the upcoming period as solar panels are installed at portfolio companies.
			241 t CO <sub>2</sub> e <i>(Location-based approach)</i>	n.a.		
		Scope 3 GHG emissions	n.a.	n.a.	Portfolio companies are SMEs and	The companies will pursue the measurement of

					are not required to report Scope 3 emissions.	Scope 3 emissions in the future.
	Total GHG emissions	228 t CO <sub>2</sub> e <i>(Market-based approach)</i>	n.a.	Market-based approach has driven by the transition to grid electricity with Guarantee or Origin Certificates at industrial Portfolio Companies. Location-based approach has improved due to the installation of solar panels at KBV.	Total GHG emissions within the same perimeter are expected to be reduced as solar panel installations ramp up at existing portfolio companies. However, as the Fund continues to invest and incorporate companies into its perimeter, Total GHG emissions are expected to continue increasing.	
		418 t CO <sub>2</sub> e <i>(Location-based approach)</i>	n.a.			
2. Carbon footprint	Carbon footprint	15.5 t CO <sub>2</sub> e/EURm	n.a.	Carbon footprint does not take into account Scope 3 emissions. Portfolio companies are SMEs and are not required to report Scope 3 emissions.	The companies will pursue the measurement of Scope 3 emissions in the future.	
3. GHG intensity of investee companies	GHG intensity of investee companies	17 t CO <sub>2</sub> e/EURm <i>(Market-based approach)</i>	n.a.	GHG intensity of investee companies has driven by	GHG intensity of investee companies within the same	

		31 t CO2e/EURm <i>(Location-based approach)</i>	n.a.	the incorporation of less intensive companies (BTSA and Iber Conseil acquisitions), as well as previously mentioned initiatives to reduce emissions. GHG Intensity does not take into account Scope 3 emissions. Portfolio companies are SMEs and are not required to report Scope 3 emissions.	perimeter is expected to decrease.	
4.	Exposure to companies active in the fossil fuel sector	Share of investments in companies active in the fossil fuel sector	0	n.a.	n.a.	
5.	Share of non-renewable energy consumption and production	Share of non-renewable energy consumption and non-renewable energy production of investee companies from non-renewable energy sources compared to renewable energy sources, expressed as a percentage of total energy sources	31.1% Non-renewable energy-consumption <i>(equivalent to energy consumption from the grid without a Guarantee of Origin Certificate)</i>  0% non-renewable energy production	n.a.	n.a.	Portfolio companies evaluating solar panel installation and Guarantee of Origin sourcing to improve performance.

	6.	Energy consumption intensity per high impact climate sector	Energy consumption in GWh per million EUR of revenue of investee companies, per high impact climate sector	0	n.a.	n.a.	n.a.
Biodiversity	7.	Activities negatively affecting biodiversity-sensitive areas	Share of investments in investee companies with sites/operations located in or near to biodiversity-sensitive areas where activities of those investee companies negatively affect those areas	0%	n.a.	n.a.	n.a.
Water	8.	Emissions to water	Tonnes of emissions to water generated by investee companies per million EUR invested, expressed as a weighted average	n.a.	n.a.	This data was not collected for these periods with sufficient detail.	The companies will pursue the measurement in the future.
Waste	9.	Hazardous waste and radioactive waste ratio	Tonnes of hazardous waste and radioactive waste generated by investee companies per million EUR invested, expressed as a weighted average	0.1 <i>(tonnes per million EUR invested)</i>	n.a.	n.a.	n.a.

**INDICATORS FOR SOCIAL AND EMPLOYEE, RESPECT FOR HUMAN RIGHTS, ANTI-CORRUPTION AND ANTI-BRIBERY MATTERS**

Social and employee matters	10.	Violations of UN Global Compact principles and Organisation for Economic Cooperation and Development (OECD) Guidelines for Multinational Enterprises	Share of investments in investee companies that have been involved in violations of the UNGC principles or OECD Guidelines for Multinational Enterprises	0%	n.a.	n.a.	n.a.
-----------------------------	-----	--	--	----	------	------	------

11. Lack of processes and compliance mechanisms to monitor compliance with UN Global Compact principles and OECD Guidelines for Multinational Enterprises	Share of investments in investee companies without policies to monitor compliance with the UNGC principles or OECD Guidelines for Multinational Enterprises or grievance /complaints handling mechanisms to address violations of the UNGC principles or OECD Guidelines for Multinational Enterprises	100%	n.a.	All companies have implemented Abac's Compliance Programme and have implemented grievance / complaints handling mechanisms.	All companies incorporated to the perimeter will implement Abac's Compliance Programme grievance / complaints handling mechanisms.
12. Unadjusted gender pay gap	Average unadjusted gender pay gap of investee companies	7%	n.a.	n.a.	Companies implementing Equality Plans which outline the implementation of the company's equality and diversity policies.
13. Board gender diversity	Average ratio of female to male board members in investee companies, expressed as a percentage of all board members	20%	n.a.	Performance on track with Fund Target.	Performance on track with Fund Target which is to reach 20% female board members.
14. Exposure to controversial weapons (anti-personnel mines, cluster munitions, chemical weapons and biological weapons)	Share of investments in investee companies involved in the manufacture or selling of controversial weapons	0%	n.a.	n.a.	n.a.

**Indicators applicable to investments in sovereigns and supranationals**

<b>Adverse sustainability indicator</b>	<b>Metric</b>	<b>Impact 2023</b>	<b>Impact 2022</b>	<b>Explanation</b>	<b>Actions taken, and actions planned and targets set for the next reference period</b>
Environmental 15. GHG intensity	GHG intensity of investee countries	n.a.	n.a.	n.a.	n.a.

Social	16. Investee countries subject to social violations	Number of investee countries subject to social violations (absolute number and relative number divided by all investee countries), as referred to in international treaties and conventions, United Nations principles and, where applicable, national law	n.a.	n.a.	n.a.	n.a.
--------	---	--	------	------	------	------

**Indicators applicable to investments in real estate assets**

Adverse sustainability indicator	Metric	Impact 2023	Impact 2022	Explanation	Actions taken, and actions planned and targets set for the next reference period	
Fossil fuels	17. Exposure to fossil fuels through real estate assets	Share of investments in real estate assets involved in the extraction, storage, transport or manufacture of fossil fuels	n.a.	n.a.	n.a.	n.a.
Energy efficiency	18. Exposure to energy-inefficient real estate assets	Share of investments in energy-inefficient real estate assets	n.a.	n.a.	n.a.	n.a.

**Other indicators for principal adverse impacts on sustainability factors**

[Information on the principal adverse impacts on sustainability factors referred to in Article 6(1), point (a) in the format in Table 2]

Adverse sustainability indicator	Metric	Impact 2023	Impact 2022	Explanation	Actions taken, and actions planned and targets set for the next reference period
----------------------------------	--------	-------------	-------------	-------------	--

**CLIMATE AND OTHER ENVIRONMENT-RELATED INDICATORS**

<b>Emissions</b>	4. Investments in companies without	Share of investments in investee companies without carbon emission	0%	n.a.	Abac's impact playbook	During the year, the Fund's Impact playbook, including
------------------	-------------------------------------	--	----	------	------------------------	--

carbon emission reduction initiatives	reduction initiatives aimed at aligning with the Paris Agreement			includes Climate as one of the main areas to achieve improvement by the Fund's investees. Carbon emission accounting and reduction are the cornerstone of the Fund's Climate initiatives implemented at 100% of portfolio companies	carbon measurement and reduction initiatives, has been implemented at 100% of the acquisitions performed during the period. Location-based GHG Scope 1 & 2 emissions are expected to continue decreasing in 2024, with the installation of solar panels at two portfolio companies.
---------------------------------------	--	--	--	---	---

[Information on the principal adverse impacts on sustainability factors referred to in Article 6(1), point (b), in the format in Table 3]

Adverse sustainability indicator	Metric	Impact 2023	Impact 2022	Explanation	Actions taken, and actions planned and targets set for the next reference period
----------------------------------	--------	-------------	-------------	-------------	--

**INDICATORS FOR SOCIAL AND EMPLOYEE, RESPECT FOR HUMAN RIGHTS, ANTI-CORRUPTION AND ANTIBRIBERY MATTERS**

<b>Social and employee matters</b>	2.	Rate of recordable work-related accidents	Rate of recordable workrelated accidents in investee companies	1%	n.a.	Health and Safet remain core targets for the Fund and work related accidents are monitored diligently.	Portfolio companies implementing initiatives to improve accident rates below industry benchmarks.
------------------------------------	----	---	--	----	------	--	---